

CUT SHEET:

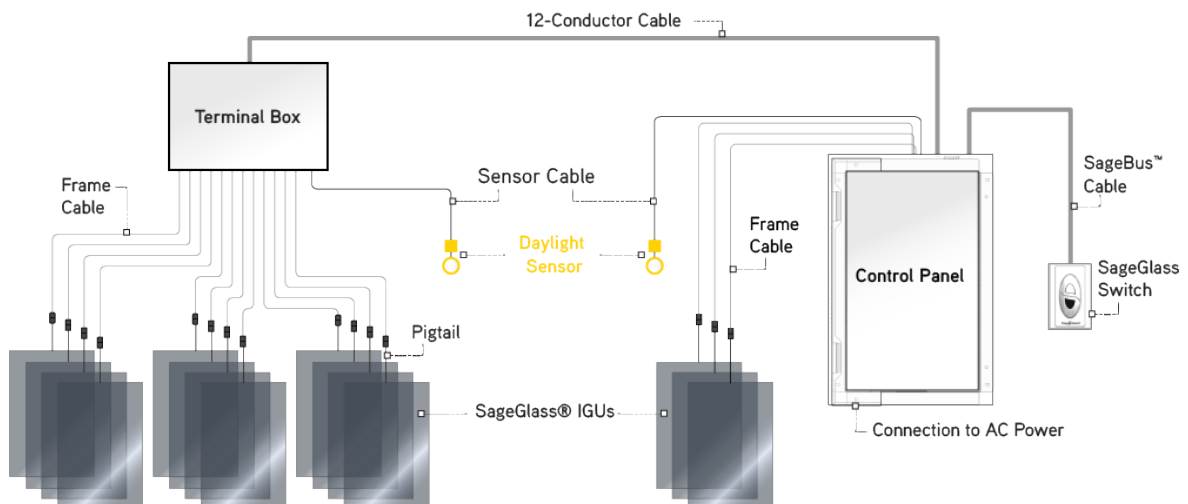
HORIZONTAL EXTERIOR SENSOR



PRODUCT OVERVIEW

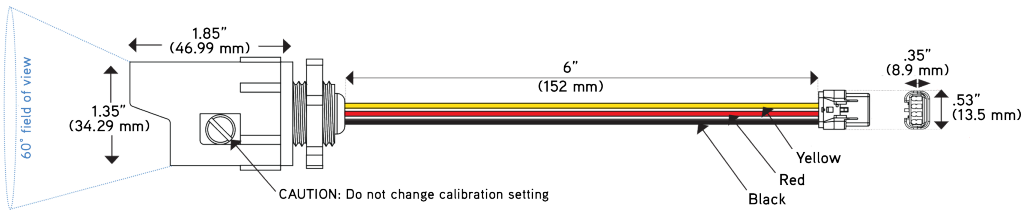
The SageGlass® Horizontal Exterior Sensor provides ambient light feedback for the SageGlass Controls System. There are two types of Exterior Sensors: Vertical and Horizontal. Horizontal sensors are used for automatic daylight and glare control while Vertical sensors are solely used for automatic glare control.

The Horizontal sensor provides low-angle ambient light feedback and the Vertical sensor provides high-angle ambient light feedback. For optimal operation of automatic glare mode both the Vertical and Horizontal sensors need to be utilized for each elevation. At a minimum, one Horizontal sensor must be mounted per elevation and additional sensors added if the sensor is mounted in an area with potential shading or a curved elevation.



The Horizontal Exterior Sensor provides low-angle ambient light feedback to the SageGlass Controls System and is used for automatic control of daylight and glare.

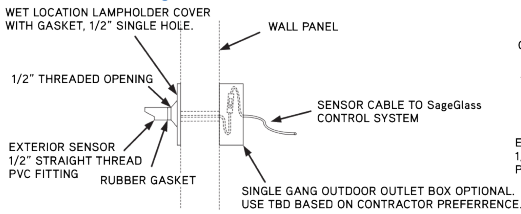
PRODUCT DIMENSIONS



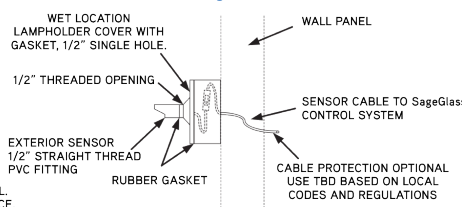
INSTALLATION REQUIREMENTS

The Horizontal Exterior Sensor requires either a 1/2" NPT electrical fitting or can be directly mounted to most framing systems. Per the wiring diagram directions, mount the sensor and run a cable to the NPT gang box. A 5/8" (16mm) hole is required for passing the sensor connector through the wall panel and a 7/8" (22mm) mounting hole is required if mounted directly to a frame. Exact sensor placement will be determined on site.

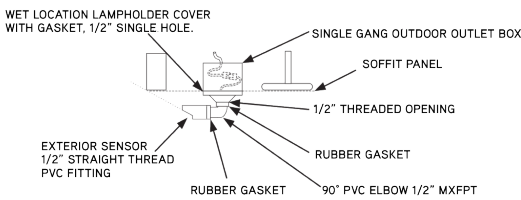
Detail 1a - Typical Horizontal Exterior Sensor Wall Mounting Detail (Side View)



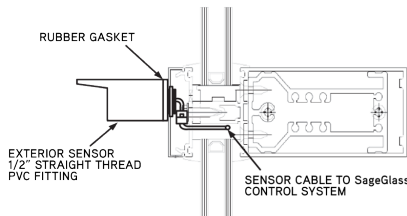
Detail 1b - Typical Horizontal Exterior Sensor Wall Mounting Detail (Side View)



Detail 2 - Typical Horizontal Exterior Sensor Wall Mounting Detail (Side View)



Detail 3 - Typical Horizontal Exterior Sensor Wall Mounting Detail (Side View)



GET IN TOUCH

SageGlass® is the pioneer of the world's smartest dynamic glass and is transforming the indoor experience for people by connecting the built and natural environments. Electronically tintable SageGlass tints or clears on demand to control sunlight and prevent heat and glare without the need for blinds or shades. SageGlass dramatically reduces energy demand and the need for HVAC by blocking up to 91 percent of solar heat. As part of Saint-Gobain, SageGlass is backed by more than 350 years of building science expertise that only the world leader in sustainable environments can provide.

(877)724-3321

archsolutions@sageglass.com

www.sageglass.com



RATINGS & CERTIFICATIONS

RoHS certified
Sensor Range: 0 to 7,500 fc (0 to 80,730 lux)
IP65 Rated

ORDERING INFORMATION

SAGE PART NUMBER

300-1052-001