

ENVIRONMENTAL PRODUCT DECLARATION

ELECTROCHROMIC INSULATING GLASS UNIT (IGU)

SAINT-GOBAIN SAGEGLASS

TRIPLE PANE AND TRIPLE PANE VARIO IGU



(Photo © Jeffrey Totaro, 2015, SageGlass installed at Saint-Gobain's Platinum LEED® certified headquarters, Malvern, PA)

SageGlass Electrochromic Insulating Glass Unit provides a dynamic control of the admission of the sun's light and heat into buildings while maintaining the view to the outside.



At Saint-Gobain we are committed to providing sustainable building products and to limiting our impacts on the environment while doing so. (See our CSR at <https://www.saint-gobain.com/en/commitments/saint-gobains-csr-commitments>.)

We are also committed to market transparency through third party verified EPDs. In 2016, Saint-Gobain became the group with the most EPDs registered in the International EPD System. This third party verified EPD for SageGlass continues that commitment.

SageGlass® electronically tintable glass (or electrochromic (EC) glass) has been shown to significantly reduce energy use and peak demand in buildings and it is a key component of the US DOE's road map for net zero energy façade systems.

And because SageGlass® insulating glass eliminated the needs for additional mechanical shading systems, it can help reduce the overall environmental impact of buildings.



ENVIRONMENTAL PRODUCT DECLARATION



SageGlass Electrochromic Insulating Glass Unit
Triple Pane and Triple Pane VARIO

According to ISO 14025, ISO
2193:2007 and EN 15804

This declaration is an environmental product declaration (EPD) in accordance with ISO 14025. EPDs rely on Life Cycle Assessment (LCA) to provide information on a number of environmental impacts of products over their life cycle. **Exclusions:** EPDs do not indicate that any environmental or social performance benchmarks are met, and there may be impacts that they do not encompass. LCAs do not typically address the site-specific environmental impacts of raw material extraction, nor are they meant to assess human health toxicity. EPDs can complement but cannot replace tools and certifications that are designed to address these impacts and/or set performance thresholds – e.g. Type 1 certifications, health assessments and declarations, environmental impact assessments, etc. **Accuracy of Results:** EPDs regularly rely on estimations of impacts, and the level of accuracy in estimation of effect differs for any particular product line and reported impact. **Comparability:** EPDs are not comparative assertions and are either not comparable or have limited comparability when they cover different life cycle stages, are based on different product category rules or are missing relevant environmental impacts. EPDs from different programs may not be comparable.



PROGRAM OPERATOR	UL Environment
DECLARATION HOLDER	SAGE Electrochromics, Inc-Saint Gobain
DECLARATION NUMBER	4789086899.102.1
DECLARED PRODUCT	SageGlass Electrochromic Insulating Glass Unit Triple Pane and Triple Pane VARIO
REFERENCE PCR	UL Part B Process Glass, Version 1.0, 2016
REFERENCE PCR STANDARD	<input checked="" type="checkbox"/> EN 15804 (2012) <input checked="" type="checkbox"/> ISO 21930 (2007) <input type="checkbox"/> ISO 21930 (2017)
DATE OF ISSUE	January 1, 2020
PERIOD OF VALIDITY	5 Years
CONTENTS OF THE DECLARATION	Product definition and information about building physics Information about basic material and the material's origin Description of the product's manufacture Indication of product processing Information about the in-use conditions Life cycle assessment results Testing results and verifications
The PCR review was conducted by:	PCR Review Panel
	Thomas Gloria-Chair
	epd@ulenvironment.com
This declaration was independently verified in accordance with ISO 14025 by Underwriters Laboratories <input type="checkbox"/> INTERNAL <input checked="" type="checkbox"/> EXTERNAL	<i>Grant R. Martin</i>
	Grant R. Martin, UL Environment
This life cycle assessment was independently verified in accordance with ISO 14044 and the reference PCR by:	<i>Thomas P. Gloria</i>
	Thomas P. Gloria, Industrial Ecology Consultants

This EPD conforms with ISO 21930:2007 & EN 15804

ENVIRONMENTAL PRODUCT DECLARATION



SageGlass Electrochromic Insulating Glass Unit
Triple Pane and Triple Pane VARIO

According to ISO 14025

Comparability

As instructed by the PCR, comparison of the environmental performance of processed glass using EPD information shall be based on the product's use and impacts at the building level, and therefore EPDs may not be used for comparability purposes when not considering the building energy use phase. Full conformance with the PCR for North American Process Glass allows EPD comparability only when all stages of the processed glass life cycle have been considered, which is not permitted under this PCR. However, variations and deviations are possible.

Product Documentation

Product Description

The SageGlass electrochromic insulating glass unit (IGU) is a type of dynamic glazing for use in buildings which tints automatically or on demand to control sunlight admission, controlling heat and glare, while maintaining a view to the outdoors and reducing energy consumption. The dynamic functionality is provided by the SageGlass electrochromic coating which is located on the cavity facing surface of the exterior lite of the insulating glass unit (see Figure 1). The SageGlass coating comprises multiple layers of ceramic materials of less than a micron thick that together, and upon application of a low voltage direct current, provides the ability to reversibly tint the glass to dynamically control the admission of the sun's heat and light. SageGlass electrochromic insulating glass units are available in a range of product configurations according to customer specifications. This EPD is specific to the Triple Pane and Triple Pane VARIO products. The VARIO product is offered in response to significant demand from the EU market. SageGlass VARIO IGUs include an additional U-profile that is positioned in the glass edge seal which are used to connect to retaining anchors in the façade during installation, providing a safe and secure installation. VARIO products typically use a thicker combination of additional lites than the non-VARIO version of the products. A typical IGU configuration is shown in Figure 1. Each configuration comprises (i) a support lite of float glass, the thickness of which depends on the application that is laminated to the 2.2mm device lite, (ii) a 2.2mm thick float glass lite on which the electrochromic coating is deposited (called the device lite), (iii) a third lite of float glass which is called the middle lite, (iv) a fourth lite of float glass which is the inboard lite of the insulating glass unit (called a cover lite), the thickness and type of which depends on the application, and (v) associated insulating glass materials which comprise metallic spacer, desiccant, sealants, laminating interlayer materials, and wiring.

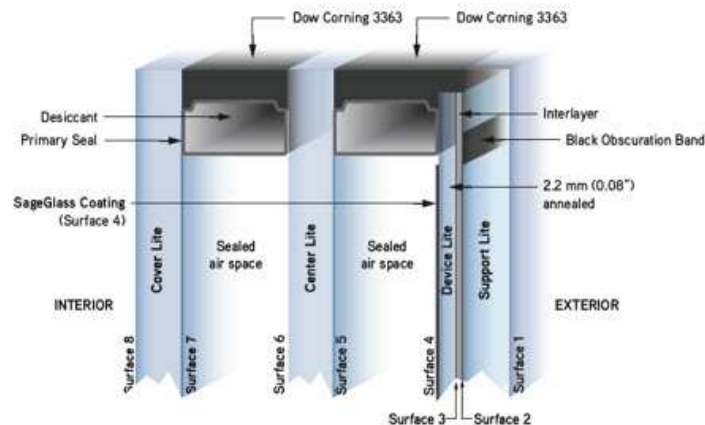


Figure 1: Cross Section of a Typical Triple Pane SageGlass Electrochromic IGU

ENVIRONMENTAL PRODUCT DECLARATION



SageGlass Electrochromic Insulating Glass Unit
Triple Pane and Triple Pane VARIO

According to ISO 14025

Application

SageGlass Electrochromic IGUs can be used in any window, skylight, or curtain wall system in commercial, institutional or residential buildings.

Technical Data

<i>Typical SageGlass Insulating Glass Unit Performance for Europe</i> (based on 4mm clear SR2.0, 0.9mm SentryGlas, 2.2mm SageGlass, 4mm clear middle lite, 4mm clear low-e)								
SageGlass Clear w/SR2.0	Visible light transmission, %	Exterior reflection, %	Interior reflection, %	Solar transmission, %	Solar Heat Gain Coefficient	U-factor, W/m²K	UV transmission, %	Fading protection, % T_{dw-ISO}
Clear State	54	19	20	34	0.36	0.6	0	33
Intermediate State (tint) 1	16	10	16	8	0.09	0.6	0	11
Intermediate State (tint) 2	5	10	16	2	0.05	0.6	0	4
Fully Tinted	1	11	16	0.4	0.03	0.6	0	1

Table 1: Performance Data for Typical SageGlass Electrochromic IGU

Placing on the Market

SageGlass Electrochromic IGUs are certified by the Insulating Glass Certification Council and the Insulating Glass Manufacturers' Alliance IG Certification Program which certifies compliance to ASTM E2190. SageGlass electrochromic coatings also meet the requirements of ASTM E2953 Standard Specification for Evaluating Accelerated Aging Performance of Electrochromic Devices in Sealed Insulating Glass Units.

SageGlass Electrochromic IGUs also meet the CE performance standards for heat treated, laminated, coated glass and insulating glass (EN1096, EN1279, EN1863, EN12150, EN12600).

Delivery Status

SageGlass Electrochromic IGUs are available in sized up to 1.83m x 3.0m (6ft x 10ft) with a range of overall unit thicknesses up to 50mm (2in).

The packaging consists of a wood A-frame base with foam padding on the support areas, stretch wrap, and plastic banding.

Environment



ENVIRONMENTAL PRODUCT DECLARATION



SageGlass Electrochromic Insulating Glass Unit
Triple Pane and Triple Pane VARIO

According to ISO 14025

Standard and Secondary Components

The insulating glass unit is comprised of 2.2mm float glass and additional layers of glass of varying thicknesses according to the application. The scope of this study covered the entire production of SageGlass Electrochromic IGUs for 2018, for the Triple Pane and Triple Pane VARIO products. The weighted average thickness of the additional glass layers of the Triple Pane product was 22.75mm, plus the 2.2mm device lite layer, for an overall glass thickness of 24.95mm. The weighted average thickness of the additional glass of the Triple Pane VARIO product was 20.99mm, plus the 2.2mm device lite layer, for an overall glass thickness of 23.19mm.

SageGlass Electrochromic IGUs are available in various product configurations depending on project specifications. Each configuration includes a 2.2mm layer of float glass and three layers of varying thicknesses of support lite glass, middle lite glass, and cover lite glass. The electrochromic coating process of the glass for any IGU configuration is on the 2.2mm float glass and is considered the standard component, as the impacts of the 2.2mm device lite and the accompanying support materials will be similar throughout the various IGU configurations. The support lite, middle lite, and cover lite glass are the components of the product with varying thicknesses and are considered the secondary components.

The standard components of the product consists of 2.2mm float glass, an ionomer interlayer, sealant materials, air, argon or krypton gas, spacer materials (including desiccant), wiring components, and metals, that comprise 11.0% of the average final Triple Pane product and 12.0% of the average final Triple Pane VARIO product. The spacer thickness and amount of silicone varies depending on the customer specified configuration. A weighted average of the spacer and silicone was used to include them in the standard component.

The secondary components of the product consists of the additional layers of glass that vary according to the customer specified configuration. The secondary components include the support lite glass, middle lite glass, cover lite glass (laminated or non-laminated), and the PVB found in the cover lite if laminated. In the average final product configuration the secondary component comprises 89.0% of the Triple Pane product and 88.0% of the Triple Pane VARIO product.

A breakdown of the components for the average Triple Pane and Triple Pane VARIO products is shown in Table 2.

Component		Raw Material	Triple Pane Weighted Average Glass Thickness 24.95mm	Triple Pane VARIO Weighted Average Glass Thickness 23.19mm
Standard Component	Device Lite	2.2mm float glass	8.5%	9.2%
	Coating	Proprietary Metals	0.1%	0.1%
	Support Materials	lonomer interlayer, sealant materials, fill gas, spacer materials (including desiccant), wiring components, VARIO insert (if applicable)	2.4%	2.7%
	Standard Component % of Final Product:		11.0%	12.0%
Secondary Component	Additional Lites	Support Lites, middle lites, cover lites	89.0%	88.0%
Total kg per m²:			64.721	59.875

Table 2: Product Component Percentages



ENVIRONMENTAL PRODUCT DECLARATION



SageGlass Electrochromic Insulating Glass Unit
Triple Pane and Triple Pane VARIO

According to ISO 14025

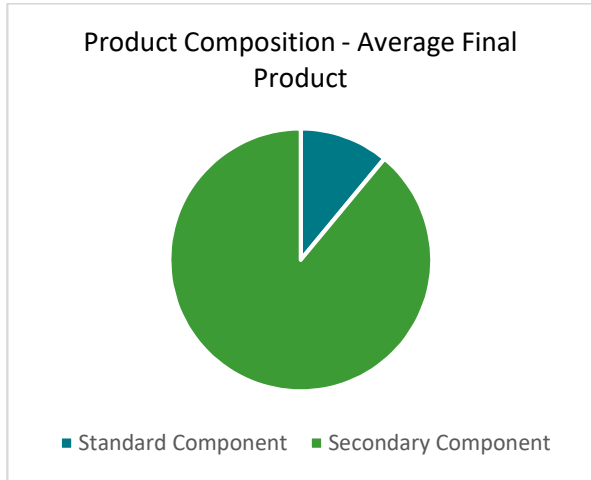


Figure 2: Product Composition by Weight Percentage for Average Final Product

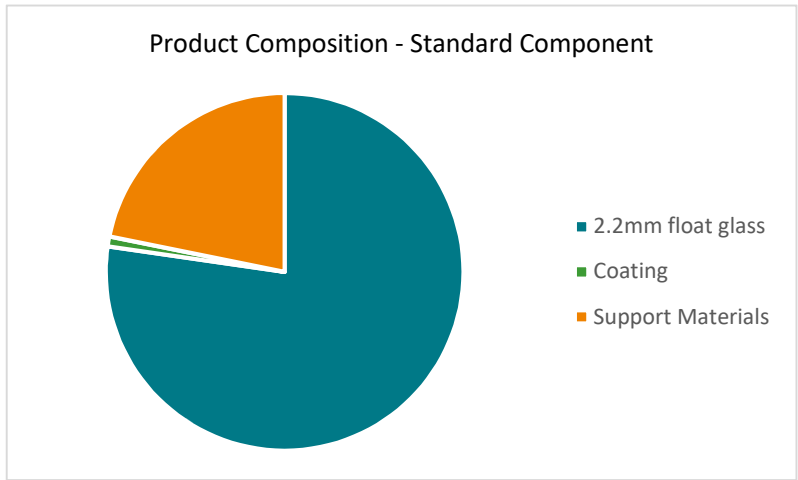


Figure 3: Product Composition by Weight Percentage for Standard Component



ENVIRONMENTAL PRODUCT DECLARATION



SageGlass Electrochromic Insulating Glass Unit
Triple Pane and Triple Pane VARIO

According to ISO 14025

Manufacture

SageGlass Electrochromic IGUs are manufactured in Faribault, MN. The production process begins with the trimming and washing of the 2.2mm glass lite. The coatings are then applied by vacuum sputtering, and undergo various heat treatments, frit application, and laser processing. The processed glass lite is then cut to the specified dimensions, becoming the device lite. The device lite is then laminated to the support lite, combined with the middle lite, cover lite and spacers, and sealed to form the insulating glass unit. Wiring components are added to the unit during the IGU fabrication process. The unit is then tested before packaging and shipping.

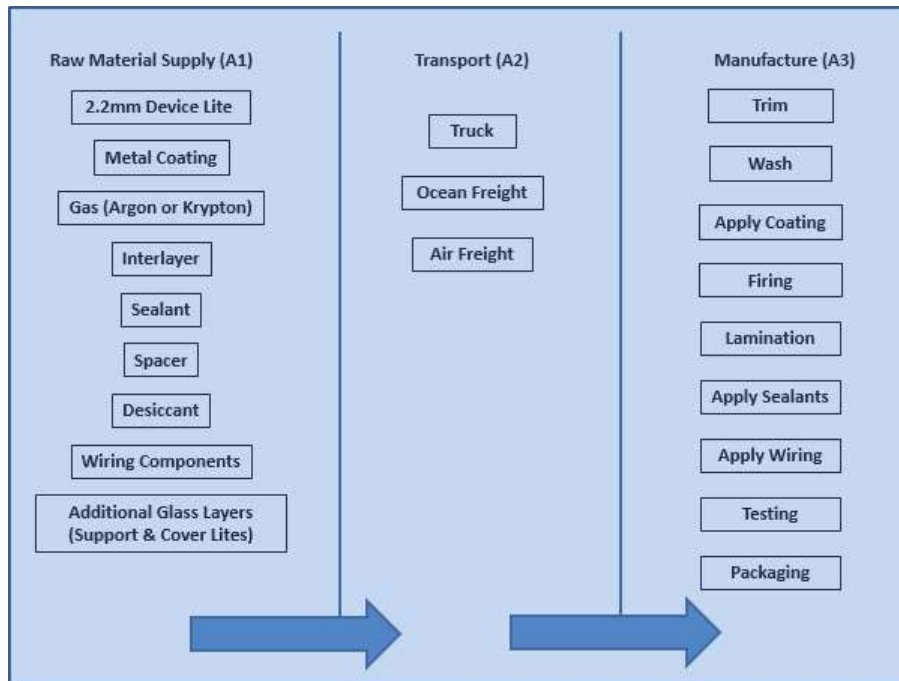


Figure 4: SageGlass Electrochromic IGU Product Flow Diagram

Packaging

The SageGlass Electrochromic IGUs are packaged prior to shipping from Faribault, MN. The finished IGUs are placed on an A-frame made of wood with foam padding on the support areas. The A-frame with product is then wrapped with stretch wrap and a plastic banding.

Environment and Health During Manufacturing

SageGlass and Saint-Gobain have well-established Environmental, Health, and Safety (EHS) and product stewardship programs, which help to enforce proper evaluation and monitoring of chemicals and raw materials chosen to manufacture products. These programs ensure that all environmental and OSHA requirements are met or exceeded to



ENVIRONMENTAL PRODUCT DECLARATION



SageGlass Electrochromic Insulating Glass Unit
Triple Pane and Triple Pane VARIO

According to ISO 14025

ensure the health and safety of all employees and contractors.

Product Processing/Installation

SageGlass Electrochromic IGUs are installed by glazing contractors into windows, skylights, and curtain walls in a similar manner to conventional insulating glass units. The only additional requirement is to connect the pigtail wire exiting the IGU to the frame cable that is routed through the framing system which connects each IGU to the control system. There are no requirements for industrial or environmental protections since there are no dust or other airborne emissions produced as a result of the installation process. Personal protective equipment should be used such as gloves and fall protection appropriate to the installation conditions.

Condition of Use

SageGlass Electrochromic IGUs allow for control of visible light transmission and solar heat gain over a wide range, to provide a balance of daylight and solar heat entering a building, while still maintaining a view to the outdoors.

Environment and Health During Use

SageGlass Electrochromic IGUs have no known emissions during use that could affect the environment or human health, confirmed by emission testing performed according to CDPH Section 01350 and VOC testing performed according to German, French, and Belgium regulations.

No additional maintenance is required during the use of SageGlass. Cleaning can be done with a typical glass cleaning solution as needed, in the same way as for conventional IGUs. Do not use scrapers or other metal tools to clean glass. SAGE recommends occasional dust removal on sensors as needed.

Extraordinary Effects

SageGlass Electrochromic IGUs have no extraordinary effects concerning fire, water, or mechanical destruction.

Re-Use/Recycling/Disposal

SAGE actively monitors and engages in on-going studies regarding processed glass recycling and disposal. At this time, there are currently no known re-use, recycling, or energy recovery programs for conventional or electrochromic IGUs. Although just like conventional insulating glass units, recycling of the glass is possible by removing this component from the edge sealant materials.

Further Information

<https://www.sageglass.com/en>



ENVIRONMENTAL PRODUCT DECLARATION



SageGlass Electrochromic Insulating Glass Unit
Triple Pane and Triple Pane VARIO

According to ISO 14025

LCA Calculation Rules

Declared Unit

Declared Unit			
Name	Unit	Triple Pane	Triple Pane VARIO
Declared Unit	m ²	1	1
Mass per piece	kg/m ²	64.72	59.88
Standard Component (Device Lite) Thickness	mm	2.2	2.2
Secondary Component (Additional Lites) Average Thickness	mm	22.75	20.99
Total IGU Average Thickness	mm	24.95	23.19
Interlayer percent mass	%	1.8	1.9

Table 3: Declared Unit Information

System Boundary

The life cycle analysis performed for this EPD includes the “cradel-to-gate” life cycle stages. The system boundary includes raw material supply, manufacture, and transport; the Electrochromic IGU manufacture in Fairbault, MN, and the packaging. Transport from the manufacture to customer installation, installation, use, and end-of-life are excluded from this study as required by the PCR.

Description of the System Boundary (X=included in LCA; MND=module not declared)																
Product Stage			Construction Process Stage		Use Stage							End of Life Stage				Benefits & Loads Beyond System Boundaries
Raw Material Supply	Transport	Manufacturing	Transport from the gate to the site	Assembly	Use	Maintenance	Repair	Replacement	Refurbishment	Operational Energy Use	Operational Water Use	De-construction demolition	Transport	Waste Processing	Disposal	Reuse-Recover-Recycling Potential
A1	A2	A3	A4	A5	B1	B2	B3	B4	B5	B6	B7	C1	C2	C3	C4	D
X	X	X	MND	MND	MND	MND	MND	MND	MND	MND	MND	MND	MND	MND	MND	MND

Table 4: System Boundary



ENVIRONMENTAL PRODUCT DECLARATION



SageGlass Electrochromic Insulating Glass Unit
Triple Pane and Triple Pane VARIO

According to ISO 14025

Estimates and Assumptions

A proxy material was used in place of some of the metals used in the electrochromic coating because the specific metals are not listed in the Gabi Thinkstep US Ecoinvent database. Estimates and assumptions were also used in the manufacture waste transport distance, as well as the water evaporation rate.

Cut-Off Criteria

The cut-off criteria established for the study include materials, energy, and emissions data. For the purposes of this study, the criteria are as follows:

- Mass – Chemicals with a combined weight less than 1% of the mass of the modeled product may be excluded, providing its environmental relevance is not a concern.
- Human activity factors were not included in the scope of this study.
- Capital equipment factors were not included in the scope of this study.

Background Data

GaBi version 8.2 software system was used for modeling the life cycle of the SageGlass Electrochromic IGU. Each background dataset was taken from the GaBi Thinkstep US Ecoinvent and USLCI databases.

Data Quality

Wherever secondary data is used, the study adopts critically reviewed data for consistency, precision, and reproducibility to limit uncertainty. The data sources used are complete and representative of North America and Europe (depending on the material source) in terms of the geographic and technological coverage and are less than 10 years old. Any deviations from these initial data quality requirements for secondary data are documented in the report. Overall, the primary data from the manufacturing location is of very high quality, being directly tracked and measured by facility personnel. Secondary data sets are of fair-to-good quality.

Period Under Review

Data for this LCA was collected for the 2018 calendar year.

Allocation

The Faribault, MN plant is the only Saint-Gobain location that produces SageGlass Electrochromic IGUs and the SageGlass Electrochromic products are the only products made at the facility at this time. All flows and impacts are allocated to the SageGlass Electrochromic IGU product and can be scaled to specific configurations.

ENVIRONMENTAL PRODUCT DECLARATION



SageGlass Electrochromic Insulating Glass Unit
Triple Pane and Triple Pane VARIO

According to ISO 14025

Scaling Factor

SageGlass Electrochromic IGUs are available in various product configurations depending on project specifications. Each configuration includes a 2.2mm layer of float glass and three layers of varying thicknesses of support lite glass, middle lite glass, and cover lite glass. Depending on the application for the product, the cover lite glass may also be laminated. The electrochromic coating process of the glass for any IGU configuration is on the 2.2mm device lite; therefore, the impacts of the 2.2mm device lite and accompanying support materials will be similar throughout the various IGU configurations. The support lite, middle lite, and cover lite glass are the components of the product with varying thicknesses. This study examined impacts of a weighted average of the support lite, middle lite, and cover lite glass for both the Triple Pane and Triple Pane VARIO production volumes separately from the standard components in order to create a scaling factor that can be used to determine the impacts for any configuration.

The weighted average glass thickness for the Triple Pane product is 2.2mm of device lite + 22.75mm of additional lites for a total weighted average glass thickness of 24.95mm for the Triple Pane product. The weighted average glass thickness for the Triple Pane VARIO product is 2.2mm of device lite + 20.99mm of additional lites for a total weighted average glass thickness of 23.19mm for the Triple Pane VARIO product.

Impacts for specific configurations of an Electrochromic IGU product can be calculated by adding the impacts for the standard components to the total sum of the support lite, middle lite, and cover lite glass thicknesses that has been multiplied by the per millimeter impact for the additional lites. The calculation of the scaling factor is shown below in Figure 5. The impacts for the selected impact categories specified by the PCR per millimeter of the additional lites was determined by dividing the impact result by the total mm of additional lites in the weighted average product and is shown in Table 5.

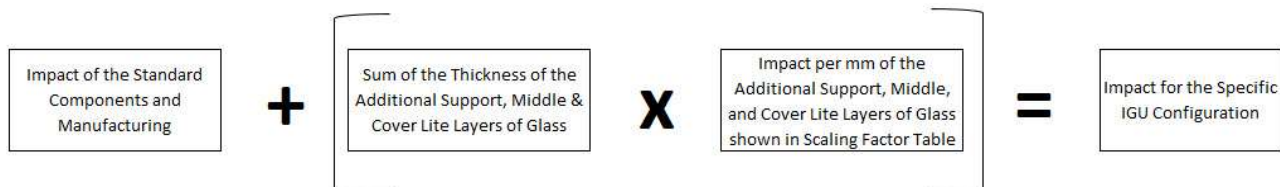


Figure 5: Scaling Factor Calculation

ENVIRONMENTAL PRODUCT DECLARATION



SageGlass Electrochromic Insulating Glass Unit
Triple Pane and Triple Pane VARIO

According to ISO 14025

Impact Category	Unit	Triple Pane (Additional Glass)		Triple Pane VARIO (Additional Glass)	
		Impact Total per m ² for Weighted Average of Combined Additional Lites (22.75mm)	Impact per mm of Combined Support & Cover Lites	Impact Total per m ² for Weighted Average of Combined Additional Lites (20.99mm)	Impact per mm of Combined Support & Cover Lites
North America (TRACI 2.1)					
GWP (T)	kg CO ₂ eq	1.73E+02	7.62E+00	1.62E+02	7.71E+00
ODP (T)	kg CFC 11 eq	1.45E-08	6.39E-10	1.36E-08	6.48E-10
AP (T)	kg SO ₂ eq	1.15E+00	5.07E-02	1.08E+00	5.13E-02
EP (T)	kg N eq	7.09E-02	3.12E-03	6.62E-02	3.15E-03
POCP (T)	kg O ₃ eq	1.64E+01	7.22E-01	1.53E+01	7.31E-01
ADP _{element} (T)	kg Fe eq	2.18E+00	9.57E-02	2.03E+00	9.68E-02
ADP _{fossil} (T)	MJ	2.80E+02	1.23E+01	2.62E+02	1.25E+01
Europe/Rest of World (CML)					
GWP (C)	kg CO ₂ eq	1.74E+02	7.66E+00	1.63E+02	7.75E+00
ODP (C)	kg CFC 11 eq	1.37E-08	6.04E-10	1.28E-08	6.12E-10
AP (C)	kg SO ₂ eq	1.07E+00	4.68E-02	9.94E-01	4.74E-02
EP (C)	kg (PO ₄) ₃ eq	1.26E-01	5.56E-03	1.18E-01	5.62E-03
POCP (C)	kg ethane eq	-1.43E-02	-6.27E-04	-1.32E-02	-6.27E-04
ADP _{elements} (C)	kg Sb eq	4.93E-04	2.17E-05	4.60E-04	2.19E-05
ADP _{fossil} (C)	MJ	2.32E+03	1.02E+02	2.17E+03	1.03E+02

Table 5: Per mm Impact of Additional Lites

LCA Results

Environmental Impact Potentials: North America

The tables and charts below present the environmental impact potentials for the system boundary modules A1-A3, raw material supply, raw material transport, and manufacturing as specified for North America. The impact assessment method specified for North America is the TRACI 2.1 method with an additional indicator for abiotic depletion potentials of elements from the ReCiPe impact assessment method. The impacts shown are representative of the embodied environmental impacts for 1 square meter of SageGlass Electrochromic IGU for the standard components (2.2mm device lite, coating, and support materials) and the weighted average configuration for the Triple Pane and Triple Pane VARIO products, using the scaling factor calculation outlined above. In addition, the results for an example product will be shown in order to explain how to calculate the impacts for any configuration.



ENVIRONMENTAL PRODUCT DECLARATION



SageGlass Electrochromic Insulating Glass Unit
Triple Pane and Triple Pane VARIO

According to ISO 14025

Triple Pane Product (2.2mm Device Lite + 22.75mm weighted average additional lites = 24.95mm total thickness)						
Parameter	Unit	Raw Materials (A1)	Raw Materials Transport (A2)	Manufacture (A3)	Plus Additional Lite Impacts (weighted average 22.75mm)	Total A1-A3
Global warming potential (GWP)	kg CO2 eq	1.21E+02	1.58E+00	3.30E+02	1.73E+02	6.26E+02
Stratospheric ozone layer depletion potential (ODP)	kg CFC 11 eq	8.50E-08	1.26E-11	5.90E-08	1.45E-08	1.59E-07
Acidification potential (AP)	kg SO2 eq	3.13E+00	7.87E-03	9.05E-01	1.15E+00	5.20E+00
Eutrophication potential (EP)	kg N eq	2.18E-02	5.68E-04	4.63E-02	7.09E-02	1.39E-01
Photochemical ozone creation potential (POCP)	kg O3 eq	5.29E+00	2.44E-01	1.07E+01	1.64E+01	3.27E+01
Abiotic resource depletion potential – elements (ADP-e)	kg Fe eq	9.33E+01	3.48E-03	1.66E+00	2.18E+00	9.71E+01
Abiotic resource depletion potential – fossil fuels (ADP-f)	MJ	1.49E+02	2.99E+00	2.47E+02	2.80E+02	6.80E+02

Table 6: TRACI 2.1 Environmental Impact Potentials for Triple Pane (North America)

Triple Pane VARIO Product (2.2mm Device Lite + 20.99mm weighted average additional lites = 23.19mm total thickness)						
Parameter	Unit	Raw Materials (A1)	Raw Materials Transport (A2)	Manufacture (A3)	Plus Additional Lite Impacts (weighted average 20.99mm)	Total A1-A3
Global warming potential (GWP)	kg CO2 eq	1.24E+02	1.64E+00	3.30E+02	1.62E+02	6.17E+02
Stratospheric ozone layer depletion potential (ODP)	kg CFC 11 eq	1.28E-07	1.31E-11	5.90E-08	1.36E-08	2.01E-07
Acidification potential (AP)	kg SO2 eq	3.20E+00	8.57E-03	9.05E-01	1.08E+00	5.19E+00
Eutrophication potential (EP)	kg N eq	2.28E-02	6.02E-04	4.63E-02	6.62E-02	1.36E-01
Photochemical ozone creation potential (POCP)	kg O3 eq	5.40E+00	2.60E-01	1.07E+01	1.53E+01	3.17E+01
Abiotic resource depletion potential – elements (ADP-e)	kg Fe eq	9.46E+01	3.61E-03	1.66E+00	2.03E+00	9.83E+01
Abiotic resource depletion potential – fossil fuels (ADP-f)	MJ	1.51E+02	3.10E+00	2.47E+02	2.62E+02	6.64E+02

Table 7: TRACI 2.1 Environmental Impact Potentials for Triple Pane VARIO (North America)



ENVIRONMENTAL PRODUCT DECLARATION



SageGlass Electrochromic Insulating Glass Unit
Triple Pane and Triple Pane VARIO

According to ISO 14025

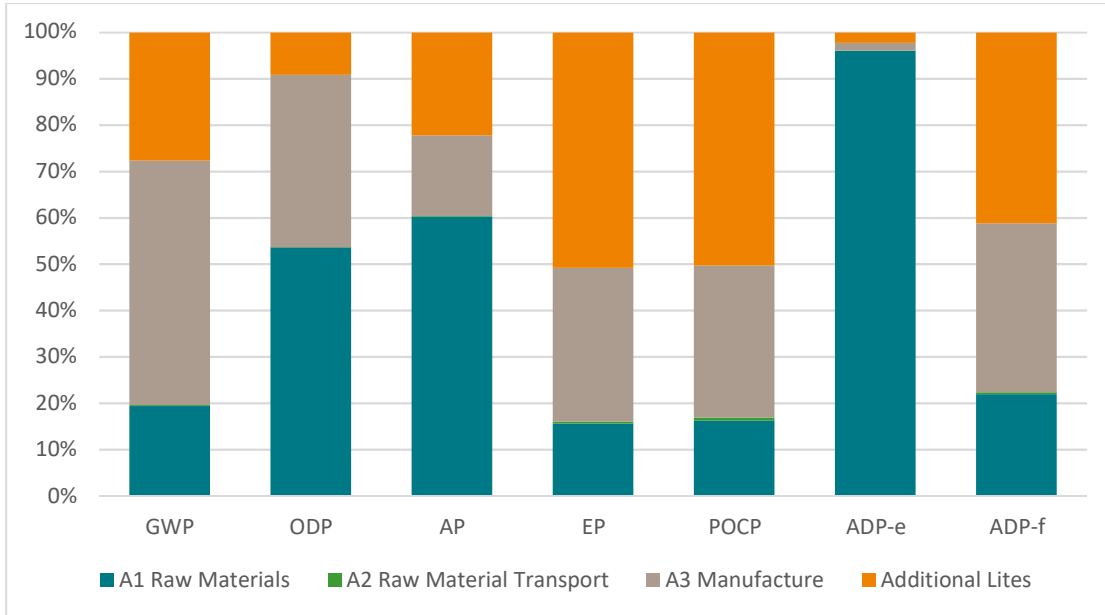


Figure 6: TRACI 2.1 Environmental Impact Potentials - SageGlass Triple Pane Electrochromic IGU

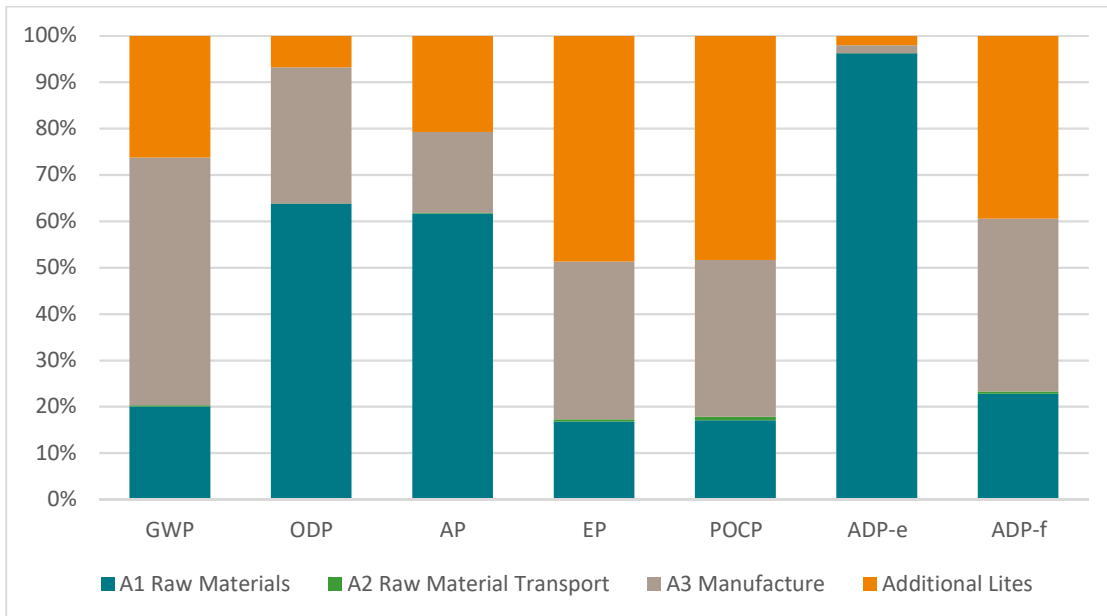


Figure 7: TRACI 2.1 Environmental Impact Potentials - SageGlass Triple Pane VAIRO Electrochromic IGU



ENVIRONMENTAL PRODUCT DECLARATION



SageGlass Electrochromic Insulating Glass Unit
Triple Pane and Triple Pane VARIO

According to ISO 14025

The example product used to show the calculation for the various thicknesses is a Typical SageGlass Triple Pane IGU: 4mm clear, 0.89mm SentryGlas, 2.2mm SageGlass, 12mm air space w/90% Argon fill, 6mm clear, 12mm air space w/90% Argon fill, 6mm clear.

- **Step 1:** Determine the standard and secondary components
 - Standard components in this configuration: 0.89 SentryGlas, 2.2mm SageGlass, 12mm air spaces w/90% Argon fill
 - Secondary components in this configuration: 4mm clear, 6mm clear, 6mm clear
- **Step 2:** Add the results of the standard component results shown in Table 6 columns A1, A2, and A3
 - $1.21E+02 + 1.58E+00 + 3.30E+02 = 4.53E+02$
- **Step 3:** Determine the combined thickness of the secondary components
 - $4\text{mm clear} + 6\text{mm clear} + 6\text{mm clear} = 16\text{mm}$
- **Step 4:** Determine the impacts of the combined thickness of the secondary components (Refer to Table 5, Column Impact per mm of combined support, middle, & cover lites
 - $16\text{mm} * \text{Impact per mm of combined support, middle, \& cover lites}$
 - GWP(T) Example: $16\text{mm} * 7.62E+00 = 1.22E+02$
- **Step 5:** Determine the impact for the IGU
 - Add the results from Step 2 to the results from Step 4
 - GWP(T) Example: $4.53E+02 + 1.22E+02 = 5.74E+02$

Example: Triple Pane Product (4mm clear, 0.89mm SentryGlas, 2.2mm SageGlass, 12mm air space w/90% Argon fill, 6mm clear, 12mm air space w/90% Argon fill, 6mm clear)						
Parameter	Unit	Raw Materials (A1)	Raw Materials Transport (A2)	Manufacture (A3)	Plus Additional Lite Impacts (16mm)	Total
Global warming potential (GWP)	kg CO2 eq	1.21E+02	1.58E+00	3.30E+02	1.22E+02	5.74E+02
Stratospheric ozone layer depletion potential (ODP)	kg CFC 11 eq	8.50E-08	1.26E-11	5.90E-08	1.02E-08	1.54E-07
Acidification potential (AP)	kg SO2 eq	3.13E+00	7.87E-03	9.05E-01	8.11E-01	4.85E+00
Eutrophication potential (EP)	kg N eq	2.18E-02	5.68E-04	4.63E-02	4.98E-02	1.18E-01
Photochemical ozone creation potential (POCP)	kg O3 eq	5.29E+00	2.44E-01	1.07E+01	1.16E+01	2.78E+01
Abiotic resource depletion potential – elements (ADP-e)	kg Fe eq	9.33E+01	3.48E-03	1.66E+00	1.53E+00	9.65E+01
Abiotic resource depletion potential – fossil fuels (ADP-f)	MJ	1.49E+02	2.99E+00	2.47E+02	1.97E+02	5.97E+02

Table 8: TRACI 2.1 Environmental Impact Potentials for Example Product 4mm clear, 0.89mm SentryGlas, 2.2mm SageGlass, 12mm air space w/90% Argon fill, 6mm clear, 12mm air space w/90% Argon fill, 6mm clear



ENVIRONMENTAL PRODUCT DECLARATION



SageGlass Electrochromic Insulating Glass Unit
Triple Pane and Triple Pane VARIO

According to ISO 14025

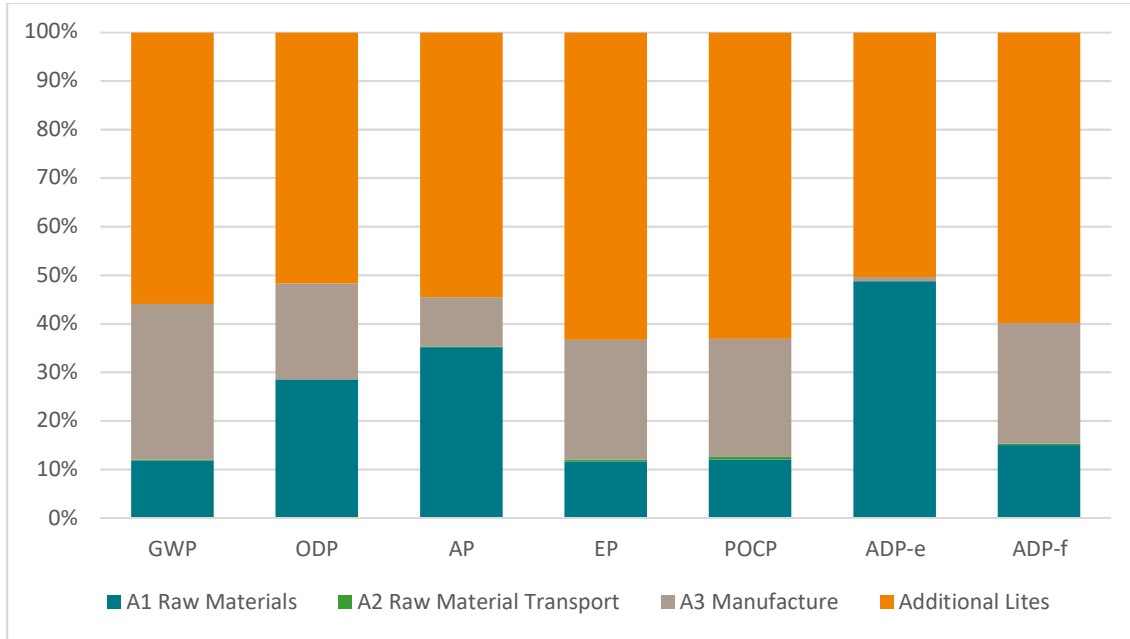


Figure 8: TRACI Environmental Impact Potentials for Example Product - 4mm clear, 0.89mm SentryGlas, 2.2mm SageGlass, 12mm air space w/90% Argon fill, 6mm clear, 12mm air space w/90% Argon fill, 6mm clear

Environmental Impact Potentials: Europe/Rest of World

The tables and charts below present the environmental impact potentials for the system boundary modules A1-A3, raw material supply, raw material transport, and manufacturing as specified for Europe and the rest of the world. The impact assessment method specified for Europe by EN 15804 is the CML method. The impacts shown are representative of the embodied environmental impacts for 1 square meter of SageGlass Electrochromic IGU for the standard components (2.2mm device lite, coating, and support materials) and the weighted average configuration for the Triple Pane and Triple Pane VARIO products, using the scaling factor calculation outlined above. In addition, the results for an example product will be shown in order to explain how to calculate the impacts for any configuration.



ENVIRONMENTAL PRODUCT DECLARATION



SageGlass Electrochromic Insulating Glass Unit
Triple Pane and Triple Pane VARIO

According to ISO 14025

Triple Pane Product (2.2mm Device Lite + 22.75mm weighted average additional lites = 24.95mm total thickness)						
Parameter	Unit	Raw Materials (A1)	Raw Materials Transport (A2)	Manufacture (A3)	Plus Additional Lite Impacts (weighted average 22.75mm)	Total A1-A3
Global warming potential (GWP)	kg CO2 eq	1.22E+02	1.58E+00	3.31E+02	1.74E+02	6.29E+02
Stratospheric ozone layer depletion potential (ODP)	kg CFC 11 eq	7.83E-08	1.18E-11	5.55E-08	1.37E-08	1.47E-07
Acidification potential (AP)	kg SO2 eq	3.66E+00	6.09E-03	9.32E-01	1.07E+00	5.66E+00
Eutrophication potential (EP)	kg N eq	4.04E-02	1.45E-03	7.05E-02	1.26E-01	2.39E-01
Photochemical ozone creation potential (POCP)	kg O3 eq	1.24E-01	5.82E-04	5.63E-02	-1.43E-02	1.67E-01
Abiotic resource depletion potential – elements (ADP-e)	Kg Fe eq	7.51E-02	2.63E-07	1.29E-04	4.93E-04	7.58E-02
Abiotic resource depletion potential – fossil fuels (ADP-f)	MJ	1.54E+03	2.22E+01	4.09E+03	2.32E+03	7.98E+03

Table 9: CML Environmental Impact Potentials Triple Pane (Europe/Rest of World)

Triple Pane VARIO Product (2.2mm Device Lite + 20.99mm weighted average additional lites = 23.19mm total thickness)						
Parameter	Unit	Raw Materials (A1)	Raw Materials Transport (A2)	Manufacture (A3)	Plus Additional Lite Impacts (weighted average 20.99mm)	Total A1-A3
Global warming potential (GWP)	kg CO2 eq	1.24E+02	1.64E+00	3.31E+02	1.63E+02	6.20E+02
Stratospheric ozone layer depletion potential (ODP)	kg CFC 11 eq	1.18E-07	1.23E-11	5.55E-08	1.28E-08	1.86E-07
Acidification potential (AP)	kg SO2 eq	3.74E+00	6.71E-03	9.32E-01	9.94E-01	5.67E+00
Eutrophication potential (EP)	kg N eq	4.13E-02	1.55E-03	7.05E-02	1.18E-01	2.31E-01
Photochemical ozone creation potential (POCP)	kg O3 eq	1.27E-01	6.23E-04	5.63E-02	-1.32E-02	1.71E-01
Abiotic resource depletion potential – elements (ADP-e)	Kg Fe eq	7.66E-02	2.73E-07	1.29E-04	4.60E-04	7.72E-02
Abiotic resource depletion potential – fossil fuels (ADP-f)	MJ	1.57E+03	2.30E+01	4.09E+03	2.17E+03	7.85E+03

Table 10: CML Environmental Impact Potentials Triple Pane VARIO (Europe/Rest of World)



ENVIRONMENTAL PRODUCT DECLARATION



SageGlass Electrochromic Insulating Glass Unit
Triple Pane and Triple Pane VARIO

According to ISO 14025

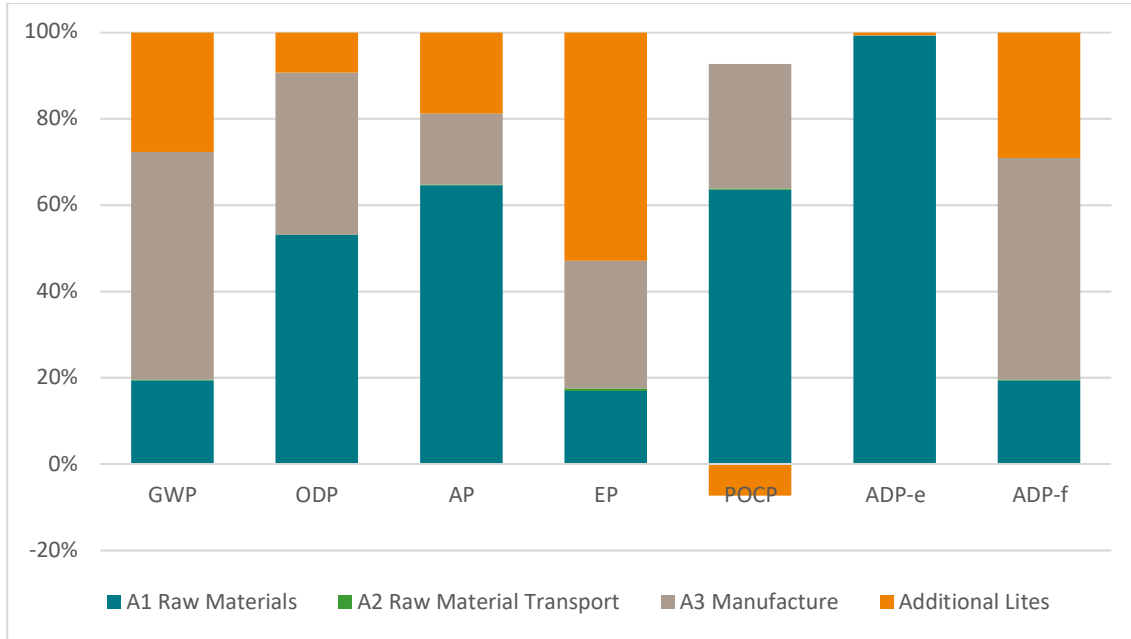


Figure 9: CML Environmental Impact Potentials - SageGlass Triple Pane Electrochromic IGU

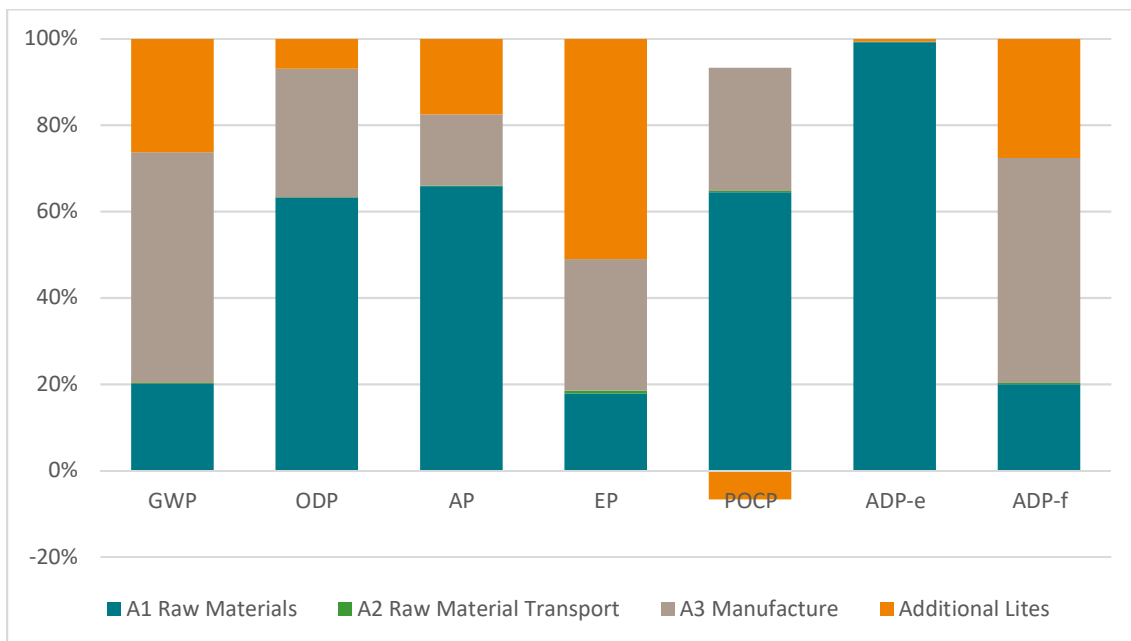


Figure 10: CML Environmental Impact Potentials - SageGlass Triple Pane VARIO Electrochromic IGU



ENVIRONMENTAL PRODUCT DECLARATION



SageGlass Electrochromic Insulating Glass Unit
Triple Pane and Triple Pane VARIO

According to ISO 14025

The example product used to show the calculation for the various thicknesses is a Typical SageGlass Triple Pane IGU: 4mm clear, 0.89mm SentryGlas, 2.2mm SageGlass, 12mm air space w/90% Argon fill, 6mm clear, 12mm air space w/90% Argon fill, 6mm clear.

- **Step 1:** Determine the standard and secondary components
 - Standard components in this configuration: 0.89 SentryGlas, 2.2mm SageGlass, 12mm air spaces w/90% Argon fill
 - Secondary components in this configuration: 4mm clear, 6mm clear, 6mm clear
- **Step 2:** Add the results of the standard component results shown in Table 9 columns A1, A2, and A3
 - $1.22E+02 + 1.58E+00 + 3.31E+02 = \mathbf{4.55E+02}$
- **Step 3:** Determine the combined thickness of the secondary components
 - $4\text{mm clear} + 6\text{mm clear} + 6\text{mm clear} = \mathbf{16mm}$
- **Step 4:** Determine the impacts of the combined thickness of the secondary components (Refer to Table 5, Column Impact per mm of combined support, middle, & cover lites
 - $16\text{mm} * \text{Impact per mm of combined support, middle, \& cover lites}$
 - GWP(T) Example: $16\text{mm} * 7.66E+00 = \mathbf{1.23E+02}$
- **Step 5:** Determine the impact for the IGU
 - Add the results from Step 2 to the results from Step 4
 - GWP(T) Example: $\mathbf{4.55E+02} + \mathbf{1.23E+02} = \mathbf{5.77E+02}$

Example: Triple Pane Product (4mm clear, 0.89mm SentryGlas, 2.2mm SageGlass, 12mm air space w/90% Argon fill, 6mm clear, 12mm air space w/90% Argon fill, 6mm clear)						
Parameter	Unit	Raw Materials (A1)	Raw Materials Transport (A2)	Manufacture (A3)	Plus Additional Lite Impacts (weighted average 10mm)	Total
Global warming potential (GWP)	kg CO2 eq	1.22E+02	1.58E+00	3.31E+02	1.23E+02	5.77E+02
Stratospheric ozone layer depletion potential (ODP)	kg CFC 11 eq	7.83E-08	1.18E-11	5.55E-08	9.66E-09	1.43E-07
Acidification potential (AP)	kg SO2 eq	3.66E+00	6.09E-03	9.32E-01	7.49E-01	5.34E+00
Eutrophication potential (EP)	kg N eq	4.04E-02	1.45E-03	7.05E-02	8.89E-02	2.01E-01
Photochemical ozone creation potential (POCP)	kg O3 eq	1.24E-01	5.82E-04	5.63E-02	-1.00E-02	1.71E-01
Abiotic resource depletion potential – elements (ADP-e)	kg Fe eq	7.51E-02	2.63E-07	1.29E-04	3.47E-04	7.56E-02
Abiotic resource depletion potential – fossil fuels (ADP-f)	MJ	1.54E+03	2.22E+01	4.09E+03	1.63E+03	7.29E+03

Table 11: TRACI Environmental Impact Potentials for Example Product - 4mm clear, 0.89 SentryGlas, 2.2mm SageGlass, 12mm air space w/90% Argon fill, 6mm clear, 12mm air space w/90% Argon fill, 6mm clear



ENVIRONMENTAL PRODUCT DECLARATION



SageGlass Electrochromic Insulating Glass Unit
Triple Pane and Triple Pane VARIO

According to ISO 14025

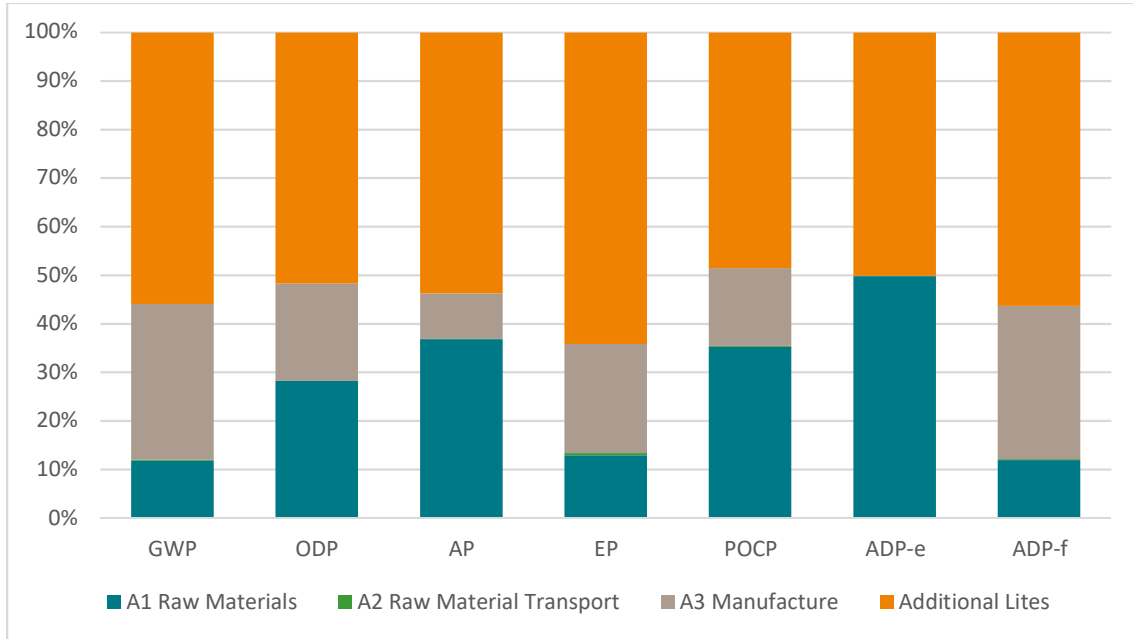


Figure 11: TRACI Environmental Impact Potentials for Example Product - 4mm clear, 0.89 SentryGlas, 2.2mm SageGlass, 12mm air space w/90% Argon fill, 6mm clear, 12mm air space w/90% Argon fill, 6mm clear



ENVIRONMENTAL PRODUCT DECLARATION



SageGlass Electrochromic Insulating Glass Unit
Triple Pane and Triple Pane VARIO

According to ISO 14025

Resource Use

Triple Pane Product (2.2mm Device Lite + 22.75mm weighted average additional lites = 24.95mm total thickness)						
		Raw Materials (A1)	Raw Materials Transport (A2)	Manufacture (A3)	Additional Lites	Total A1-A3
RPR_E : Renewable primary energy used as energy carrier (fuel)	MJ	1.48E+02	4.36E-01	7.93E+02	4.44E+02	1.39E+03
RPR_M : Renewable primary resources with energy content used as material	MJ	6.21E-05	6.58E-13	1.03E+02	-2.75E-07	1.03E+02
NRPR_E : Non-renewable primary resources used as an energy carrier (fuel)	MJ	1.68E+03	2.23E+01	4.60E+03	2.48E+03	8.77E+03
NRPR_M : Non-renewable primary resources with energy content used as material	MJ	1.72E-02	3.19E-04	4.06E-02	8.49E-03	6.66E-02
SM : Secondary materials	MJ	0.00E+00	0.00E+00	0.00E+00	0.00E+00	0.00E+00
RSF : Renewable secondary fuels	MJ	0.00E+00	0.00E+00	0.00E+00	0.00E+00	0.00E+00
NRSF : Non-renewable secondary fuels	MJ	0.00E+00	0.00E+00	0.00E+00	0.00E+00	0.00E+00
RE : Recovered energy	MJ	0.00E+00	0.00E+00	0.00E+00	0.00E+00	0.00E+00
FW : Use of net fresh water resources	m3	8.45E-01	2.13E-03	2.84E+00	5.86E-01	4.27E+00

Table 12: Resource Use - SageGlass Triple Pane Electrochromic IGU



ENVIRONMENTAL PRODUCT DECLARATION



SageGlass Electrochromic Insulating Glass Unit
Triple Pane and Triple Pane VARIO

According to ISO 14025

Triple Pane VARIO Product (2.2mm Device Lite + 20.99mm weighted average additional lites = 23.19mm total thickness)						
		Raw Materials (A1)	Raw Materials Transport (A2)	Manufacture (A3)	Additional Lites	Total A1-A3
RPR_E : Renewable primary energy used as energy carrier (fuel)	MJ	1.53E+02	4.55E-01	7.93E+02	4.15E+02	1.36E+03
RPR_M : Renewable primary resources with energy content used as material	MJ	9.40E-05	6.85E-13	1.03E+02	-2.57E-07	1.03E+02
NRPR_E : Non-renewable primary resources used as an energy carrier (fuel)	MJ	1.71E+03	2.31E+01	4.60E+03	2.31E+03	8.64E+03
NRPR_M : Non-renewable primary resources with energy content used as material	MJ	1.75E-02	3.33E-04	4.06E-02	7.92E-03	6.63E-02
SM : Secondary materials	MJ	0.00E+00	0.00E+00	0.00E+00	0.00E+00	0.00E+00
RSF : Renewable secondary fuels	MJ	0.00E+00	0.00E+00	0.00E+00	0.00E+00	0.00E+00
NRSF : Non-renewable secondary fuels	MJ	0.00E+00	0.00E+00	0.00E+00	0.00E+00	0.00E+00
RE : Recovered energy	MJ	0.00E+00	0.00E+00	0.00E+00	0.00E+00	0.00E+00
FW : Use of net fresh water resources	m3	8.70E-01	2.22E-03	2.84E+00	5.47E-01	4.26E+00

Table 13: Resource Use - SageGlass Triple Pane VARIO Electrochromic IGU



ENVIRONMENTAL PRODUCT DECLARATION



SageGlass Electrochromic Insulating Glass Unit
Triple Pane and Triple Pane VARIO

According to ISO 14025

Output Flows and Waste Categories

Triple Pane Product (2.2mm Device Lite + 22.75mm weighted average additional lites = 24.95mm total thickness)						
		Raw Materials (A1)	Raw Materials Transport (A2)	Manufacture (A3)	Additional Lites	Total A1-A3
Hazardous waste disposed	kg	1.48E-06	1.40E-07	2.29E-06	3.86E-01	3.86E-01
Non-hazardous waste disposed	kg	3.57E+01	6.77E-04	3.26E+01	7.78E+00	7.61E+01
High level radioactive waste, conditioned, to final repository	kg	6.68E-05	5.34E-08	2.38E-04	8.48E-05	3.89E-04
Intermediate and low level radioactive waste, conditioned, to final repository	kg	1.65E-03	1.43E-06	6.43E-03	1.85E-03	9.93E-03
Components for reuse	kg	0.00E+00	0.00E+00	0.00E+00	0.00E+00	0.00E+00
Materials for recycling	kg	0.00E+00	0.00E+00	0.00E+00	0.00E+00	0.00E+00
Materials for energy recovery	kg	0.00E+00	0.00E+00	0.00E+00	0.00E+00	0.00E+00
Recovered energy exported	kg	0.00E+00	0.00E+00	0.00E+00	0.00E+00	0.00E+00

Table 14: Output Flows and Waste Categories - SageGlass Triple Pane Electrochromic IGU

Triple Pane VARIO Product (2.2mm Device Lite + 20.99mm weighted average additional lites = 23.19mm total thickness)						
		Raw Materials (A1)	Raw Materials Transport (A2)	Manufacture (A3)	Additional Lites	Total A1-A3
Hazardous waste disposed	kg	1.50E-06	1.46E-07	2.29E-06	3.61E-01	3.61E-01
Non-hazardous waste disposed	kg	3.64E+01	7.06E-04	3.26E+01	7.26E+00	7.63E+01
High level radioactive waste, conditioned, to final repository	kg	6.80E-05	5.57E-08	2.38E-04	7.92E-05	3.85E-04
Intermediate and low level radioactive waste, conditioned, to final repository	kg	1.68E-03	1.49E-06	6.43E-03	1.73E-03	9.83E-03
Components for reuse	kg	0.00E+00	0.00E+00	0.00E+00	0.00E+00	0.00E+00
Materials for recycling	kg	0.00E+00	0.00E+00	0.00E+00	0.00E+00	0.00E+00
Materials for energy recovery	kg	0.00E+00	0.00E+00	0.00E+00	0.00E+00	0.00E+00
Recovered energy exported	kg	0.00E+00	0.00E+00	0.00E+00	0.00E+00	0.00E+00

Table 15: Output Flows and Waste Categories - SageGlass Triple Pane VARIO Electrochromic IGU



ENVIRONMENTAL PRODUCT DECLARATION



SageGlass Electrochromic Insulating Glass Unit
Triple Pane and Triple Pane VARIO

According to ISO 14025

LCA Interpretation

Based on the results from the life cycle assessment, the life cycle impacts are strongly driven by the additional lites used to complete the IGU, contributing as much as 50% of the cradle-to-gate impacts of the SageGlass Electrochromic IGU. These high impacts for the additional lites, are attributed to the total input of additional lites that are required for each square meter of finished product. The VARIO products typically use a thicker combination of the additional lites than the non-VARIO version, which leads to the VARIO products having greater environmental impact potentials. SageGlass is continuing to make improvements in the process to improve efficiencies.

LCA Development

This EPD and the corresponding LCA were prepared by Saint-Gobain Corporation North America in Malvern, Pennsylvania.



ENVIRONMENTAL PRODUCT DECLARATION



SageGlass Electrochromic Insulating Glass Unit
Triple Pane and Triple Pane VARIO

According to ISO 14025

References

- UL Environment General Program Instructions April 2015, version 2
- Product Category Rules for Building-Related Product and Services: Part A – Life Cycle Assessment Calculation Rules and Report Requirements, Version 1.3, June 2014. UL Environment.
- Product Category Rule Guidance for Building-Related Products and Services: Part B – Processed Glass EPD Requirements. Version 1.0 2016. UL Environment
- ISO 14040:2006 Series – Environmental Management-Life Cycle Assessment-Principles and Framework
- ISO 14044:2006 Series – Environmental Management-Life Cycle Assessment-Principles and Framework
- ISO 14025:2006 Series – Environmental Labels and Declarations-Type II Environmental Declarations-Principles and Procedures
- EN 15804: 2012-04– Sustainability of construction works – Environmental Product Declarations – Core rules for the product category of construction products
- ISO 21930:2007– Sustainability in building construction – Environmental declaration of building products
- SageGlass Electrochromic IGU EPD Report 2016. Saint-Gobain North America EHS&S Department
- SageGlass Website. <https://www.sageglass.com/en>